

Value 117 240,24 Change % **+47,33** Min 8 000,45 Max 117 731,61

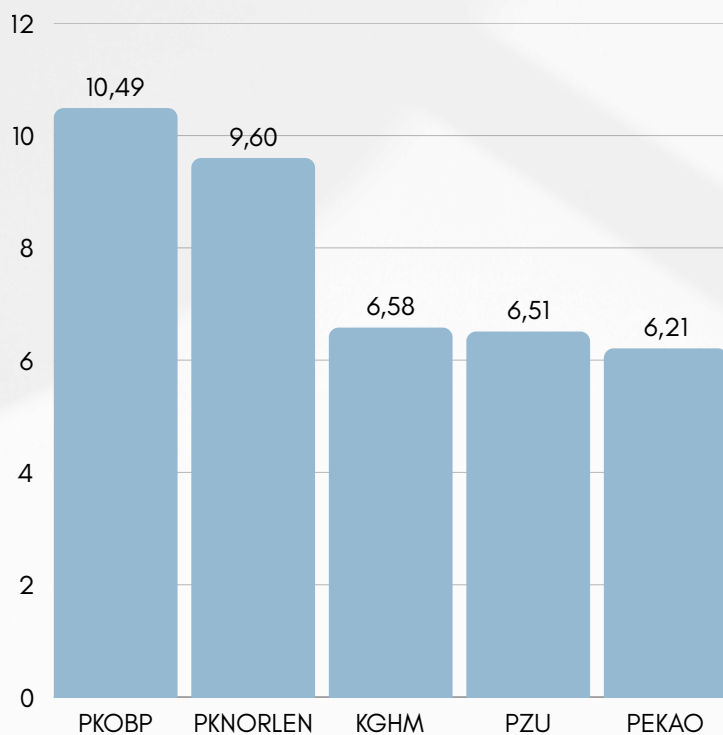
Description

The WIG index is the first stock market index. Currently, WIG includes all companies listed on the GPW Main Market that meet the basic eligibility criteria for index participation. The WIG index follows a diversification rule aimed at limiting the share of a single company and a single sector. It is a total return index, and its calculation takes into account both the prices of its constituent shares as well as income from dividends and subscription rights.

Index parameters

PE	16,65
PBV	1,65
Dividend yield %	4,00
Volatility %	18,58
Turnover (mln PLN)	467 303,5

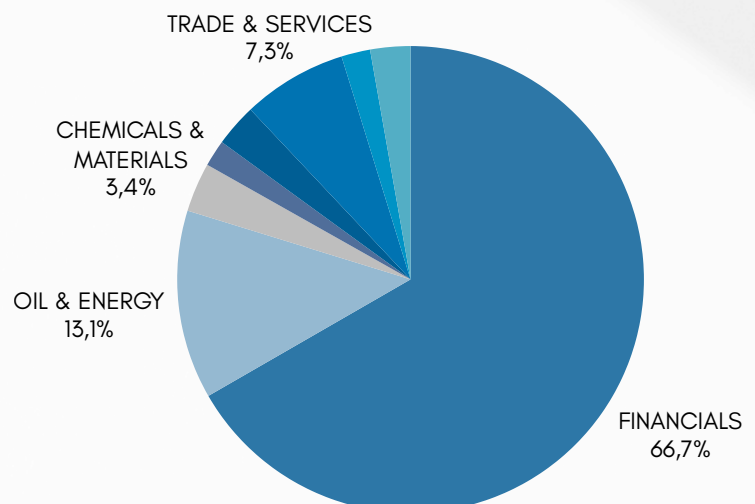
Top 5 companies by percentage weight in the index



Basic Data

- Launch date: **April 16, 1991**
- Base Value: **1 000 points**
- Base capitalization: **57 140 000**

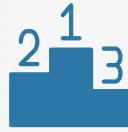
Sector structure by capitalization



Index methodology

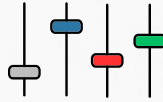
Participants

The constituents of the WIG index are all companies listed on the GPW Main Market that meet the base eligibility criteria. The constituents of the WIG indices are determined based on data after the last trading session of February, May, August, and November. New companies are included in the index after 9 trading sessions from their debut.



Periodic Adjustments

Periodic reviews are carried out after the trading session on the third Friday of March, June, September, and December. The weight of a single company in the index may not exceed 10%, and the weight of companies from one sector may not exceed 30% on the index ranking date. Holdings of companies whose weights exceed these limits are reduced.



Share Packages

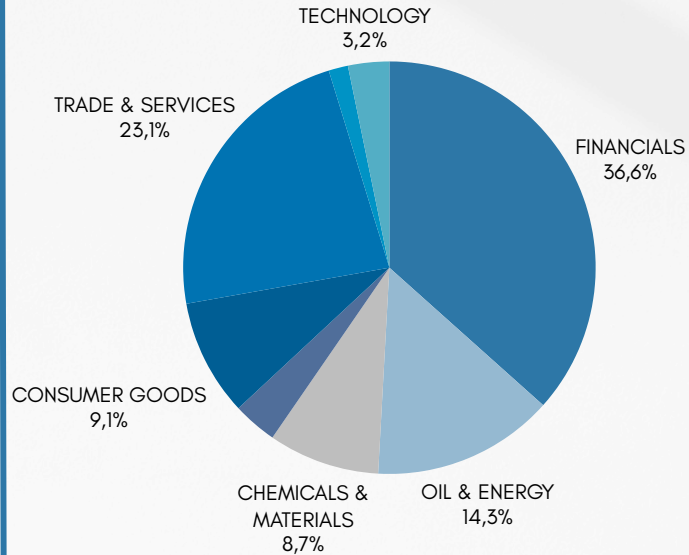
The share packages of index constituents are determined based on the number of shares in free float and are rounded to full thousands of shares. If the number of shares in free float exceeds the number of shares admitted to trading, the package is equal to the number of shares admitted to trading.



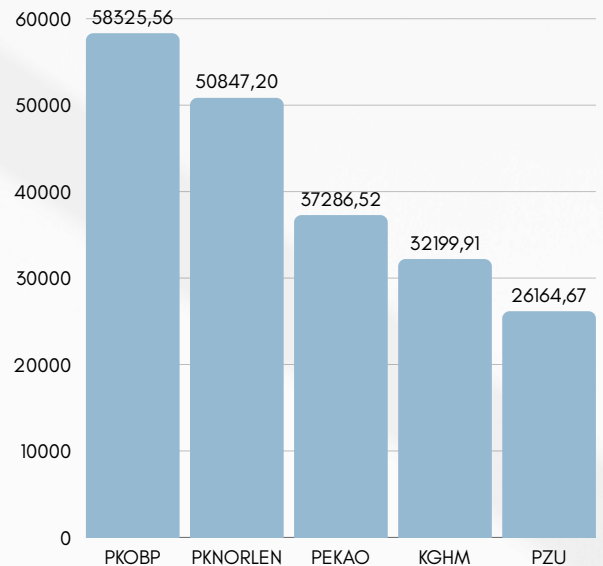
Share in trading value



Sector structure by trading value



Top 5 companies by trading volume (in million PLN)



Historical chart

