

Value 3 184,02 Change % +45,26 Min 2 199,58 Max 3 204,09

Description

It is considered the most important index on the Warsaw Stock Exchange, and its quotations serve as a source of information for both domestic and foreign investors. WIG20 reflects the performance of a hypothetical portfolio of share prices of the 20 largest and most liquid companies listed on the GPW Main Market. The index is referred to as a portfolio of blue-chip companies. WIG20 is a price index, and dividend income is not taken into account in its calculation. This index serves as the underlying instrument for many financial products (futures contracts, options, ETFs, and structured products).

Index parameters

PE 15,90

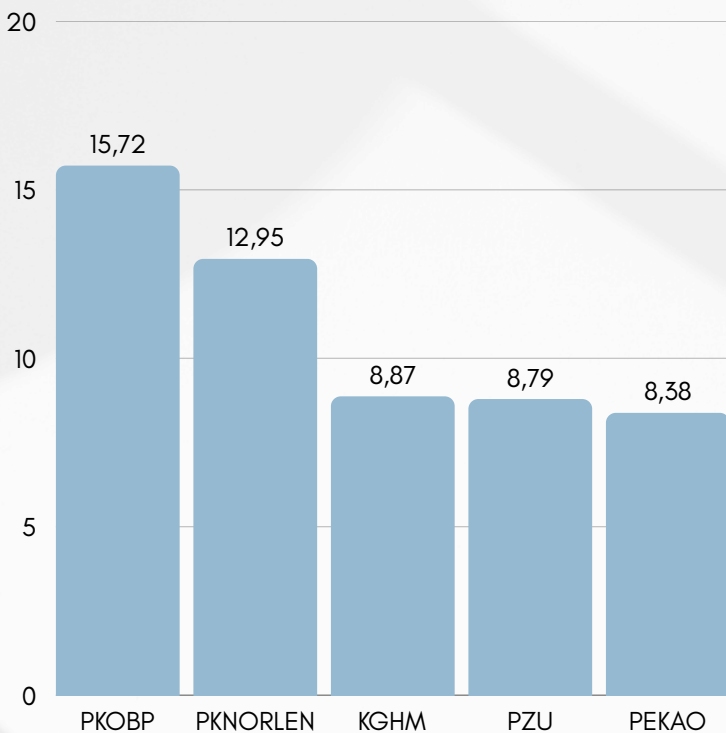
PBV 1,71

Dividend Yield % 4,4

Volatility % 21,17

Turnover (mln PLN) 389 273,62

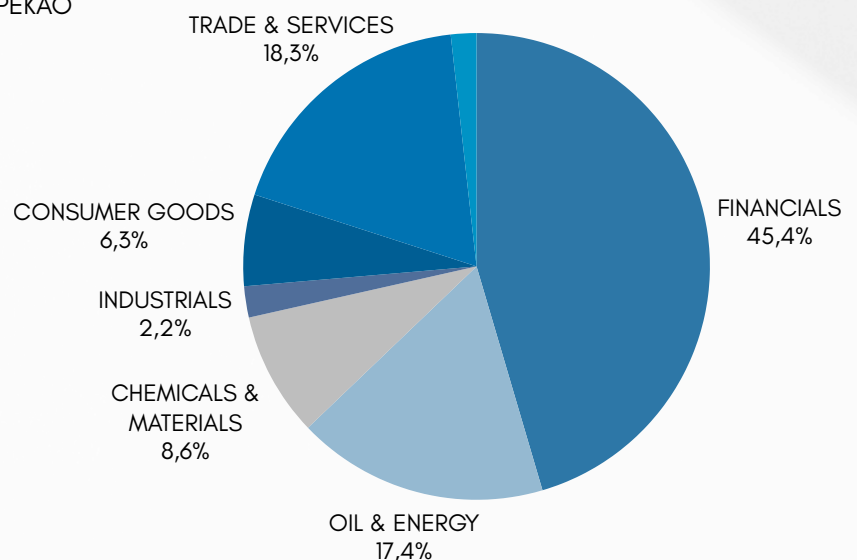
Top 5 companies by percentage weight in the index



Basic data

- Launch date: [April 16, 1994](#)
- Base value: [1 000 points](#)
- Base capitalization: [13 632 290 000](#)

Sector Structure by capitalization



Index methodology

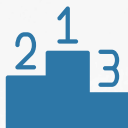
Participants

The index consists of 20 companies with the highest positions in the ranking, determined based on data after the trading session on the third Friday of February, May, August, and November.

20

Ranking

The ranking is calculated on the basis of trading turnover over the last 12 months and the value of shares in free float, determined using a randomly selected closing price from the last five trading sessions prior to the ranking date.



Monthly Turnover Ratio

Companies may be included in the index if they meet the Monthly Turnover Ratio (MTR) criterion over the 12 months preceding the ranking date.



Quarterly Adjustments

Periodic adjustments are made after the trading session on the third Friday of June, September, and December, while the annual revision takes place after the session on the third Friday of March. The weight of a single company in the index may not exceed 15%.



Adjustment Coefficient

This is a coefficient that neutralizes the effect of adding or removing a company, or changing the size of a company's share package in the index. As of December 30, 2025, its value was 9.94688887.



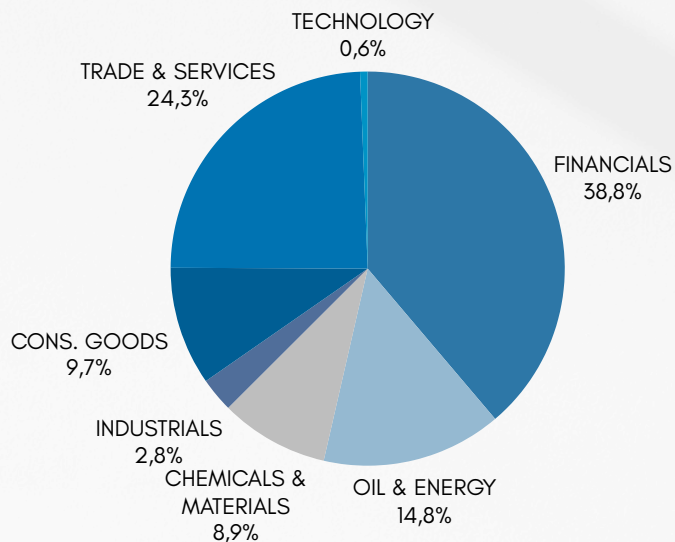
Historical chart



Share in trading value



Sector structure by trading value



Top 5 companies by trading volume (in million PLN)

